


















2020 summer migration toolkit: Adobe VIP shared device licensing.

Adobe Creative Cloud shared device licensing gives your students and educators access to the world's best creative apps and services in shared environments like labs, libraries, and classrooms. And best of all, schools that currently have device licensing can migrate to new shared device licenses at no additional cost.

This summer is a great time to migrate with less demand from students and educators. To make sure your migration goes smoothly, check out this toolkit of resources before you get started.

Preparing for migration video bytes

-  ***Why the change to shared device licensing?***
Key benefits of shared device licensing for both end users and IT.
-  ***Comparing license types***
Differences between Adobe Creative Cloud device licensing and shared device licensing.
-  ***Migrating the Adobe Admin Console***
Overview of the Console migration process and what changes to expect in your Admin Console.
-  ***Steps to migrate from device to shared device licensing***
Review of all of the steps that will need to be taken to migrate from device to shared device licensing and using your Spark entitlement to set up your identity before you migrate.
-  ***Completing the set-up: profile permissions***
Overview for setting permissions and identity, and managing users.
-  ***Completing the set-up: identity set-up***
Overview for setting up identity using enterprise or federated IDs.
-  ***ID types***
Overview of identity types: Adobe, enterprise and federated IDs.
-  ***Azure Connector***
Workflow for the Microsoft Azure AD connector, tool which syncs Azure to the Admin Console.
-  ***Google Connector***
Workflow for the Google Connector tool, which syncs Google to the Admin Console.
-  ***Directory Trusting***
Workflow for a Directory Trust, which can occur during identity set up if another organization owns the domain.
-  ***Completing the set-up: managing your users***
Overview for how to bring users into the Admin Console and manage access.
-  ***Packaging—comprehensive***
Workflow for creating and deploying packages for shared device licensing.
-  ***Support resources for migration***
Review of support options and topics in the Admin Console, deployment resources, expert sessions, and more to help make sure you have a smooth migration experience.
-  ***New features in the Admin Console***
Overview of multiple profile support for device management, assigning admin roles, adding licenses, and recovering licenses.
-  ***Upgrading your shared device licensing to access new features***
Update shared device licenses from version 1.0 to 1.5 using the Adobe Licensing Toolkit.

For more information about migrating to Adobe Creative Cloud shared device licensing, visit the Customer Deployment Resource Center at <https://edu.adobeeventsonline.com/cc/Resources/>

References

Steps to migrate to shared device licensing

<https://helpx.adobe.com/enterprise/using/sdl-deployment-guide.html>

Profile permissions

<https://helpx.adobe.com/enterprise/using/sdl-user-access-policy.html>

Identity set-up

<https://helpx.adobe.com/enterprise/using/set-up-identity.html>

Azure Connector

<https://helpx.adobe.com/enterprise/using/sso-setup-azure.html>

Google Connector

<https://helpx.adobe.com/enterprise/using/setup-sso-google.html>

Directory Trusting

<https://helpx.adobe.com/enterprise/using/set-up-identity.html#directory-trusting>

Completing the set-up: managing your users

- API: <https://adobe-apiplatform.github.io/umapi-documentation/en/>
- User Sync tool: <https://helpx.adobe.com/enterprise/using/user-sync.html>

Packaging—comprehensive

<https://helpx.adobe.com/enterprise/package/help/deploying-packages.html>

Deployment guide

<https://helpx.adobe.com/enterprise/using/sdl-deployment-guide.html>

